

Access Control

C14A/E - Alarm input board

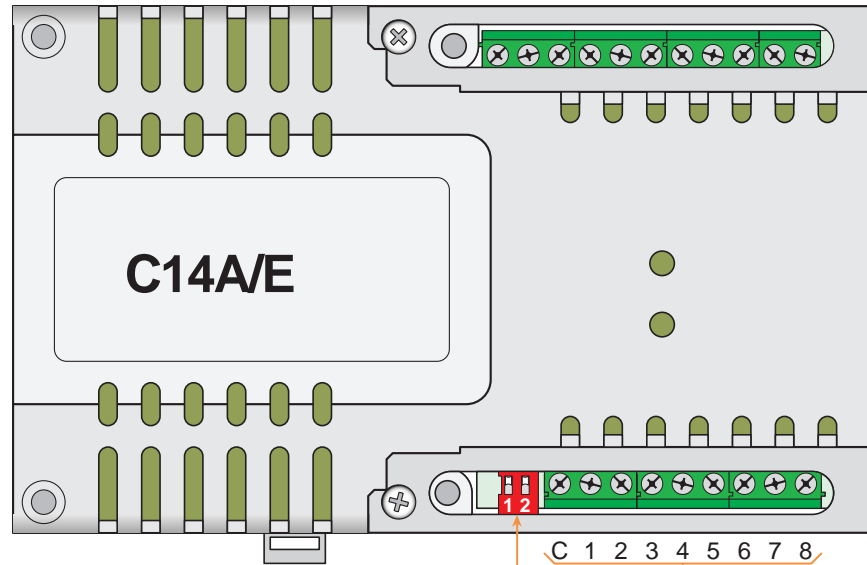
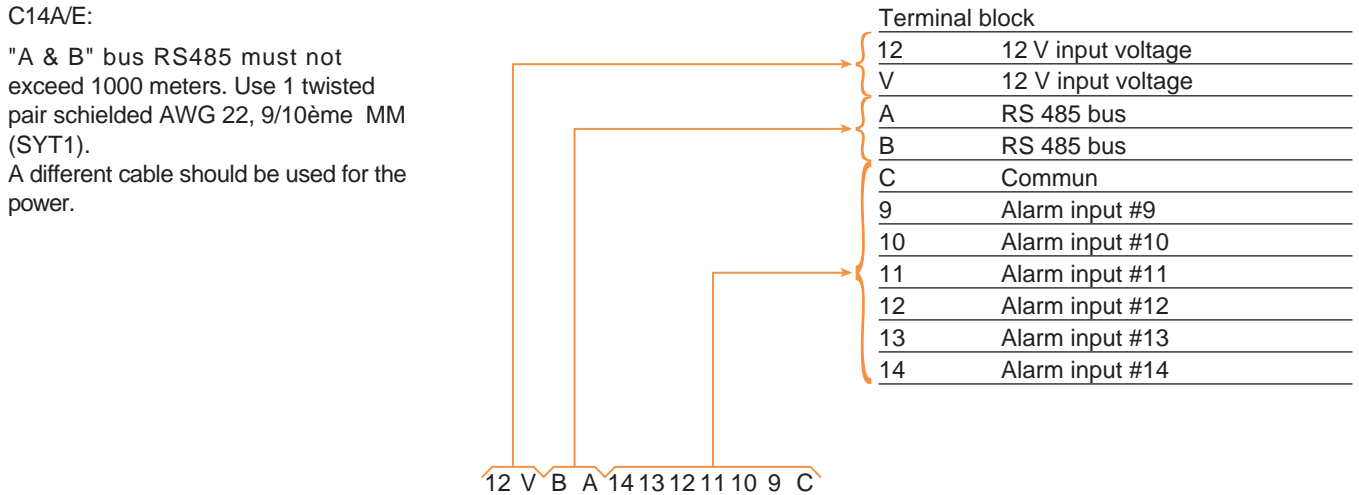
Warning: Do not use any switching power supply because of the interference that could disturb the relay boards.

Important: N/O contact short the inputs not in use

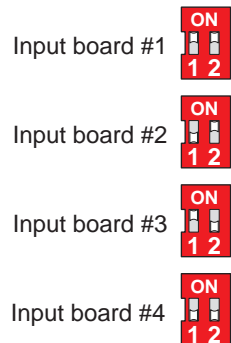
C14A/E:

"A & B" bus RS485 must not exceed 1000 meters. Use 1 twisted pair shielded AWG 22, 9/10ème MM (SYT1).

A different cable should be used for the power.



Alarm input board address setup



Terminal block

C	Commun
1	Alarm input #1
2	Alarm input #2
3	Alarm input #3
4	Alarm input #4
5	Alarm input #5
6	Alarm input #6
7	Alarm input #7
8	Alarm input #8